



**MASABA**<sup>®</sup>  
PRODUCT CATALOG



**OUR STORY**

Harold Higman Sr. founded Higman Sand & Gravel in 1939. Since equipment was hard to come by and times were tough, he had to be innovative in his approach, and consequently designed much of his own equipment. Harold Higman Jr. incorporated what he learned from his father and began building equipment tough enough to withstand the everyday abuse of quarries and mining environments, forming Masaba in 1962.

Harold's son Jerad moved back in 1999, becoming the CEO of Masaba. With a degree in mechanical engineering and having grown up working side-by-side with his father and grandfather, he learned what it takes to build the most rugged equipment in the industry.

In 2000, Jerad built a new 20,000 sq. ft. facility in Akron, IA to grow the business. As the Masaba brand expanded and the company continued to grow, a new 100,000 sq. ft. manufacturing facility was built in Vermillion, South Dakota in 2005.

As Masaba's Magnum line and engineering department grew, a 60,000 sq. ft. addition was added to the building in 2008. An additional 51,000 sq. ft. was added in 2012, housing one of the largest sandblast and paint booths in the tri-state area, along with new machine centers and fabrication equipment.

Having everything under one roof, the now 211,000 sq. ft. facility allows Masaba to control everything from start to finish and build each project with the highest quality.

As international business grew, Masaba Canada was formed and a new 30,000 sq. ft. manufacturing plant was built in Ontario, Canada. Masaba Canada is a separately owned enterprise.

In 2024, Masaba broke ground on it's new state-of-the-art steel and metal fabrication facility. This 145,000 sq. ft. facility will sit adjacent to the primary building in Vermillion, SD and will open in 2025.

Masaba has built a world class team to design and build rugged equipment for the world, and knows what it takes to build equipment that not only works, but lasts!



1939	1962	1999	2000	2005
Harold Higman Sr. founds Higman Sand & Gravel	Harold Higman Jr. forms Masaba, Inc. in Akron, IA	Jerad Higman becomes CEO of Masaba	New 20,000 sq. ft. facility built in Akron, IA	Masaba moves to new 100,000 sq. ft facility in Vermillion, SD

2008	2012	2025
Additional 60,000 sq. ft. added to the facility	51,000 sq. ft. added for new blast and paint booth	New 145,000 sq. ft. steel fabrication facility opens

**CONTENTS**

Conveying & Material Handling


- Magnum Telescoping Conveyor..... 3-6
- Truck Unloaders ..... 7-8
- Ports & Terminals ..... 9-10
- Radial Stacker Conveyors..... 11-13
- Roll-Off & Stackable Conveyors ..... 14
- Custom Conveyors ..... 15
- Bins, Hoppers, & Feeders..... 16

Portable & Stationary Chassis

- Crushing Plants..... 17
- Screen Plants..... 18
- Wash Plants & Fine Material Washers..... 19
- Custom Plants..... 20

Dealer Network..... 21

Parts, Service, & Support ..... 22





## Magnum Telescoping Conveyor

### THE MOST RUGGED TELESCOPING CONVEYOR IN THE WORLD

Masaba's Magnum Telescoping Conveyor is the safest, most rugged telescoping conveyor on the market. Our patented design provides constant engagement and smoother operation of the stinger, improving long term durability and minimizing required maintenance.

Ranging from 100 feet to 195 feet, we have a Magnum to suit your needs. Custom solutions are our strong suit. If one of our standard Magnums does not suit your need, we will custom engineer one for you.


### WORLD-CLASS AUTOMATION

Masaba's Programmable Logic Control (PLC) with large color touchscreen HMI provides easy interaction and high visibility. The PLC, in conjunction with variable speed wheel drives, creates the highest quality desegregated piles. Three encoders work with the PLC to accurately locate X, Y, and Z locations of the head pulley. Four customizable programs enable users to choose their stockpile preference.



## MASABA'S PATENTED TRACK DRIVES

- Masaba's patented designs provide constant engagement and smoother operation of the stinger, improving long term durability and minimizing required maintenance.
- No cable maintenance issues associated with winch systems, eliminates danger of cable breakage and uncontrolled rollback.
- Masaba's load roller supports assure equal load distribution on all support rollers, minimizing fatigue stress on critical components.



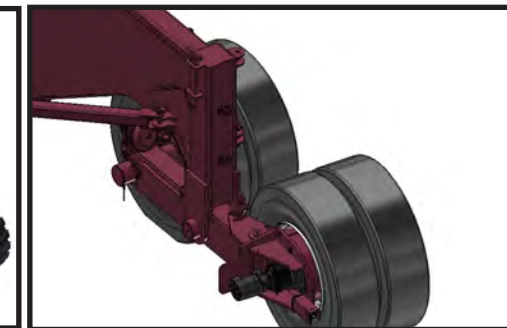
SINGLE DRIVE	DUAL DRIVE
Single Gearbox with Mechanical Brake	Dual Gearbox with Dual Mechanical Brakes
QD Bushed Pin Hubs w/ Hardened Pins	QD Bushed Pin Hubs w/ Hardened Pins
Keyed & Press Fit Gearbox Connection	Keyed & Press Fit Gearbox Connection
Four Maintenance Free Support Rollers	Eight Maintenance Free Support Rollers

## AXLE/DRIVE UNDERCARRIAGE OPTIONS

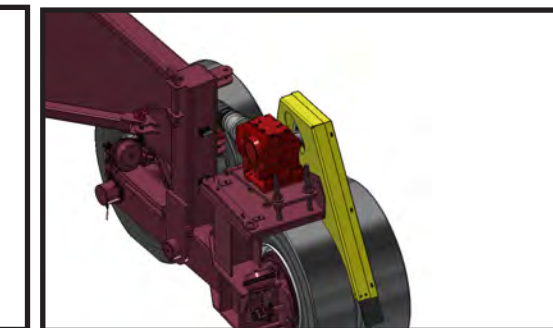
Masaba offers multiple axle drive system configurations to suit your needs in the field.



Folding Axle



Swing Axle with Hydra Shift



Swing Axle with Chain & Sprocket Drive

**Masaba's Folding Axle (FA)** allows for easy transition between operation and transport positions. Both axles can be hydraulically raised or lowered independently or at the same time, simplifying the leveling process. FA axles are available in both 2 and 4-wheel drive models.

**The Hydra Shift** option simplifies the setup process and reduces maintenance time by removing the chain and sprockets. Hydra Shift allows the operator to engage and disengage the drive simply by flipping a lever on the hub.

**The Swing Axle (SA)** system provides the widest and most stable radial footprint in the industry. A Variable Speed wheel drive allows for even distribution of material in-pile for fully desegregated stockpiles. An optional 4-wheel drive system ensures positive traction in the field.





High Profile



Low Profile



**MAGNUM STANDARD CONFIGURATIONS - LOW PROFILE W/FOLDING AXLE**

Conveyor Length	100'	110'	130'	140'	150'		
Belt Width (Inches)	36	36	36	36	30	36	42
Capacity (TPH)	800	800	1000	1000	500	1000	1500
<b>Operational Dimensions</b>							
Max Discharge Height	33' 6"	40' 6"	41' 8"	43'	46' 3"	46' 3"	46' 3"
<b>Pile Volume in Tons (@100 PCF)</b>							
90°	12,900	18,400	28,800	37,200	46,600	46,600	46,600
180°	23,100	32,900	51,600	66,500	83,400	83,400	83,400
270°	33,400	47,500	74,400	95,900	120,100	120,100	120,100

LPFA = Low Profile Fold Axle LPSA = Low Profile Swing Axle HPSA = High Profile Swing Axle

Tugger options available upon request. Pit portable configurations available.



**MAGNUM STANDARD CONFIGURATIONS - HIGH PROFILE W/SWING AXLE**

Conveyor Length	130'			150'				170'			190'		
	36	42	48	30	36	42	48	36	42	48	36	42	48
Belt Width (Inches)	36	42	48	30	36	42	48	36	42	48	36	42	48
Capacity (TPH)	1000	1500	2000	800	1000	1500	2000	1000	1500	2000	1000	1500	2000
<b>Operational Dimensions</b>													
Max Extended Discharge Height	47' 8"	47' 6"	49'	52' 4"	52' 4"	51' 4"	51' 6"	60' 7"	57' 9"	58' 3"	63' 11"	66' 5"	66' 5"
<b>Pile Volume in Tons (@100 PCF)</b>													
90°	36,600	36,600	36,700	52,100	52,100	52,100	53,100	73,100	73,100	71,800	104,000	104,000	104,000
180°	65,100	65,100	65,100	92,700	92,600	92,600	94,500	129,800	129,800	127,300	184,800	184,800	184,800
270°	93,500	93,500	93,600	133,200	133,200	133,200	135,900	186,400	186,400	182,700	265,500	265,500	265,500

Custom Magnums Available. Larger belt widths available upon request. Contact us for details.

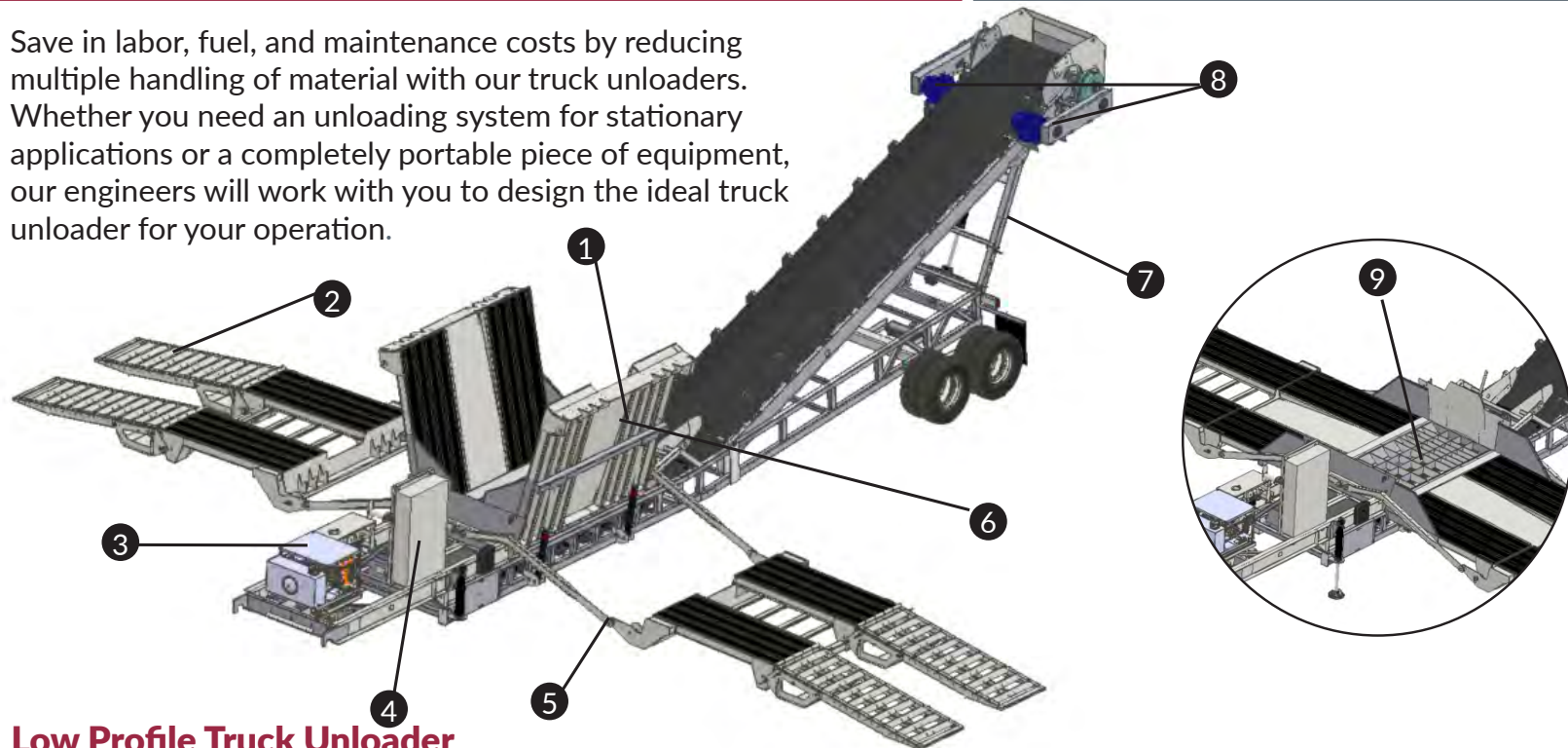
NOTE: Dimensions will vary based on axle configurations, options, etc. All dimensions are subject to change. For dimensions and drawings of specific models, please contact Masaba at 877.627.2220.





## Truck Unloaders

Save in labor, fuel, and maintenance costs by reducing multiple handling of material with our truck unloaders. Whether you need an unloading system for stationary applications or a completely portable piece of equipment, our engineers will work with you to design the ideal truck unloader for your operation.



### Low Profile Truck Unloader

- 1. Self cleaning hydraulic ramps
- 2. Extended ramp option
- 3. Electric auxiliary hydraulic pump
- 4. NEMA 4 control panel
- 5. Optional self-deploying ramps
- 6. Heavy duty steel ramps to grade
- 7. Hydraulically adjustable discharge height
- 8. Class II dual drives
- 9. Removable drive-over grate



**Optional Self-Deploying Ramps**  
Hydraulic system saves you time and steps in deploying the ramps.



**Discharge Hood**  
With AR liners to feed 36" belt width or greater.



**Wireless Remote Control**  
Easily cycle your ramps from the comfort of your cab.






## Ports & Terminals

Masaba provides leading edge technology in bulk material handling and custom engineered solutions. Our patented Magnum Telescoping Conveyor and Truck Unloaders provide maximum production rates and minimizes labor on site.

Eliminate double handling of material and easily load barges and vessels with Masaba's material handling equipment.





## Radial Stacker Conveyors

### THE MOST DURABLE RADIAL STACKERS AVAILABLE

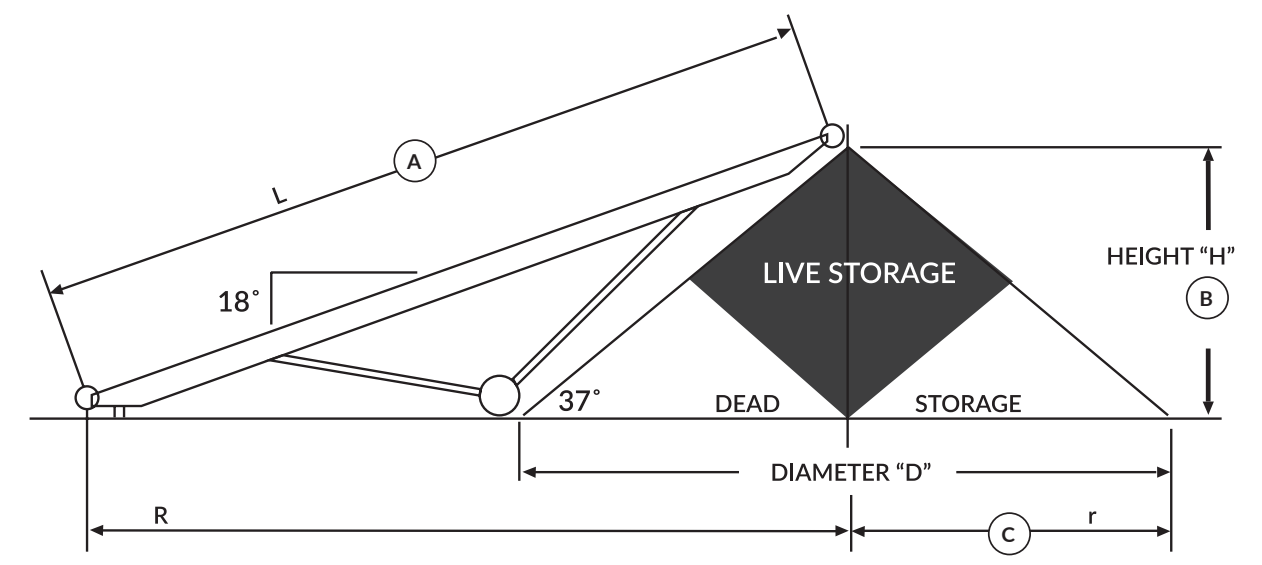
Masaba has been designing and improving the most durable and reliable radial stacking conveyors on the market for generations. A portable conveyor system from Masaba provides a quick and hassle-free transition from travel position to being fully operational. Stationary stackers also available.

If you like hard-working, tough machinery that offers convenience and peace of mind, let the engineering team at Masaba work with you to design the perfect solution.



- Portable Radial Stacker**
- » Common lengths 60-125'
  - » Various belt widths available
  - » Road and pit portable

### Pile Volume of Radial Stacker Base Model Configurations



STOCKPILE VOLUME (TONS BASED ON 100#/CU. FT. OF MATERIAL, CONVEYOR INCLINE 18°, STOCKPILE ANGLE OF REPOSE 37°)				
(A) Conveyor Length	60'	80'	100'	125'
(B) Maximum Pile Height	20' 4"	27.5'	32.5'	39.5'
(C) Stockpile Radius	27'	36.5'	43'	52.5'
Conical Pile Volume (Tons)	783	1,918	3,145	5,714
90°	3,339	8,020	13,819	25,066
180°	5,895	14,122	24,493	44,414
270°	8,451	20,224	35,167	63,764
Each Degree of Arc Rate	28.4	67.8	118.6	215

Formula for Pile Volume:  
 (Degree of Arc Rate \* Degree of Arc) + Original Conical Pile Tonnage = Total Pile Volume

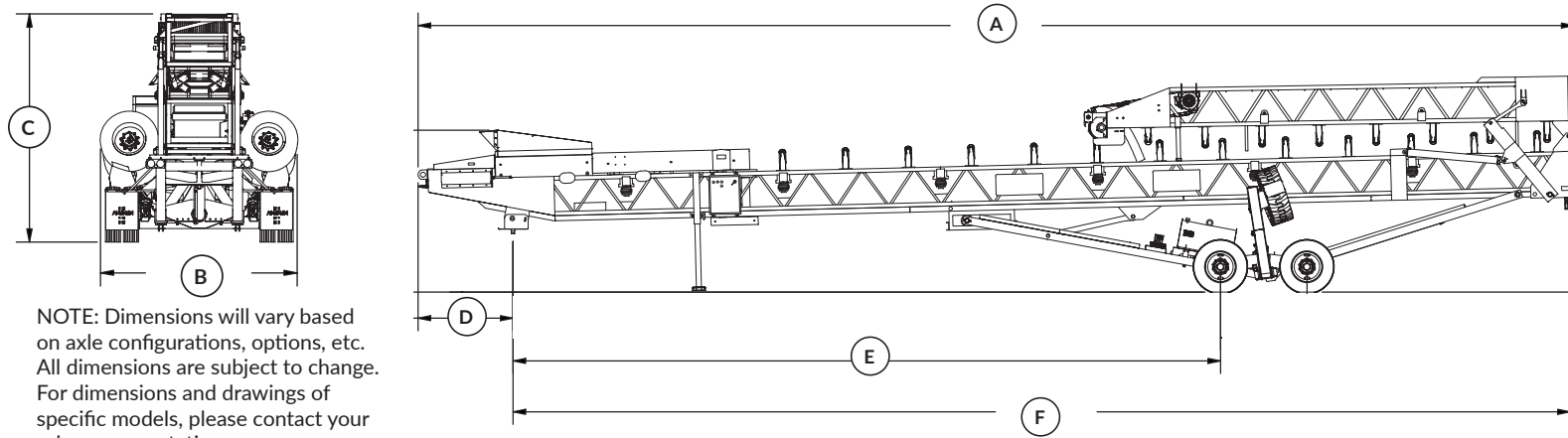
Example of 60' Conveyor with 105° arc:  
 (28.4 X 105) + 783 = 3,765 Tons

**CAPACITY**  
 TPH Based on 100 PCF 400 FPM

- » 30" Belt = 500 TPH
- » 36" Belt = 750 TPH

Live storage at center of pile is theoretically 25% of total volume.

## Travel Dimensions of Radial Stacking Conveyors



NOTE: Dimensions will vary based on axle configurations, options, etc. All dimensions are subject to change. For dimensions and drawings of specific models, please contact your sales representative.

TRAVEL DIMENSIONS (BASED ON 36" BELT WIDTH)

Conveyor Length	60'	80' no fold	80' head fold	100' head fold	100' FA head fold	125' FA axle dual fold
(A) Total Length	63' 2.5"	84' 8.5"	68'	80' 2"	73' 6.5"	70' 10.5"
(B) Width	11' 10"	11' 11"	11' 11.5"	11' 11.5"	11' 11"	11' 11.5"
(C) Height	12'	13' 8.5"	14' 1"	14' 1"	13' 9"	13' 11"
(D) Kingpin to End of Tow Eye	3' 9.5"	5' 7.5"	4' 10.5"	5' 10"	6'	3' 5.5"
(E) Kingpin to Axle	29' 8.5"	39' 3"	42' 7.5"	49' 8.5"	45'	30' 9.5"
(F) Kingpin to Conveyor End	59' 4.5"	79' 1.5"	63' 7.5"	74' 5.54"	67' 3"	67' 5.5"
Axle Weight (lbs.)	8,000	17,430	16,700	20,000	25,000	38,400
Kingpin Weight (lbs.)	1,000	1,070	4,690	4,700	6,500	7,300

Additional conveyor lengths available upon request.



## Roll-Off & Stackable Conveyors

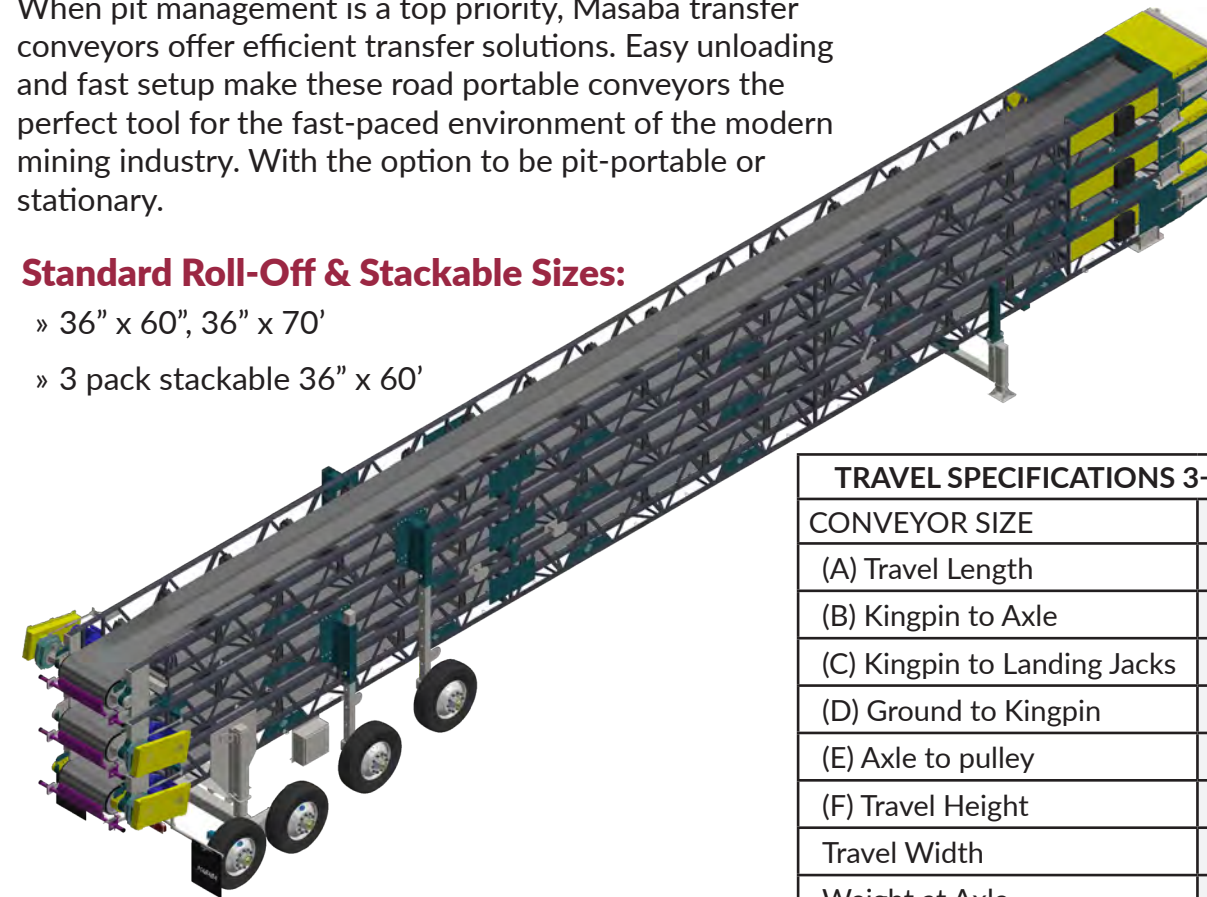
When pit management is a top priority, Masaba transfer conveyors offer efficient transfer solutions. Easy unloading and fast setup make these road portable conveyors the perfect tool for the fast-paced environment of the modern mining industry. With the option to be pit-portable or stationary.

### Standard Roll-Off & Stackable Sizes:

- » 36" x 60", 36" x 70'
- » 3 pack stackable 36" x 60'



Scan the QR code to watch a video on the ease of unloading a Masaba 3-pack.



TRAVEL SPECIFICATIONS 3-PACK ROLL-OFF TRANSFERS		
CONVEYOR SIZE	36" x 60'	36" x 70'
(A) Travel Length	63' 1.5"	73' 6"
(B) Kingpin to Axle	40' 2.5"	60' 1"
(C) Kingpin to Landing Jacks	8' 5.5"	7' 5"
(D) Ground to Kingpin	4' 2"	4' 2"
(E) Axle to pulley	19' 4"	8' 5.5"
(F) Travel Height	13' 6"	13' 2"
Travel Width	11' 11"	10' 11"
Weight at Axle	28,600 lbs	23,900 lbs
Weight at Kingpin	11,300 lbs	16,200 lbs







## Custom Conveyors

Designed for long distances or permanent operations, Masaba Custom Conveyors are built with various options for your needs. We offer channel type and truss type conveyors.

Custom engineered for any distance or application, our stationary or overland conveyors will fit your needs. Our stationary conveyor or overland conveyor options can be perfect for limited footprint areas, like inside structures or hard-to-reach stockpiles.



## Bins, Hoppers, & Feeders

Masaba's Bin Plants are equipped with triple-axle chassis and are completely portable. Each 9' x 14' hopper is easily detachable to eliminate unnecessary transportation costs and allow for maximum mobility. Optional 4th bin available. 30" conveyor belt width available in 60', 70', or 85'.

Masaba Feeders are designed with self-cleaning grizzly bars to keep material flowing and eliminate build-up. Complete your crushing and screening operation by maximizing output with Masaba bins, hoppers and feeders.





## Crushing Plants

## Screen Plants

Masaba crushing plants are fabricated to be road portable, with the option to be pit portable or stationary. This plant gives you the strength and versatility you need for your application.

For convenient and reliable material sorting, you can't beat a Masaba Screen Plant with precision screening, mobility, and efficiency. With Masaba's proven strong chassis, our engineers work with you to determine the best solution for the rugged needs of your operation. Our screen plants are built on a heavy duty wide flange beam chassis to endure the toughest materials. Built road portable with the option to be pit-portable or stationary.

We can standardize your crushing plant with industry leading components or we can build a fully customizable plant and mount any crusher.




### Standard Screen Sizes:

### Some of our crushing plants include:

- » Jaw Plants    » HSI Plants
- » Cone Plants    » VSI Plants

- » 6x20    » 8x20
- » 7x20    » Single and Dual Screen Plants Available





## Wash Plants & Fine Material Washers

Process your aggregate material wherever the opportunity exists with a Masaba portable or stationary Wash Plant. Your Masaba Washing and Screening Plant will combine the efficiency and productivity of custom fine material washers with the proven toughness and durability of Masaba chassis and conveyors.

### Standard Sizes:

- » 5x16 over single 36" Fine Material Washer
- » 6x20 over twin 36" Fine Material Washer
- » 6x20 over twin 44" Fine Material Washer





## Masaba Dealer Network

### PARTNERS - WHEREVER YOU NEED IT

Masaba's dealer network includes partners in almost all 50 states and some international locations. If you can't find a dealer in your region, contact us directly!

### FIND THE CERTIFIED DEALER IN YOUR REGION

Scan the QR code below to go to our *Find a Dealer* page.



### CONTACT A MASABA OUTSIDE SALES REP (U.S. REGIONS)



**Kirby Cline**  
Northwest & Southwest



**Kevin Glendenning**  
Midwest



**Andrew Wells**  
Southeast & Northeast

### INTERESTED IN BECOMING CERTIFIED MASABA DEALER?

Contact us today about opportunities and availability.

## Parts, Service, & Support

### A PROMISE OF SERVICE

Top notch customer support is something we strive to achieve every day with our partners in all aspects of our business relationships.

At Masaba, we stand behind our new equipment with a five-year structural and two-year component warranty. We are committed to providing our customers with the best products and product support available in the market today.

### ON-SITE SUPPORT

Our experienced field service team and dealer representatives provide on-site support for your operation. As a committed service provider, our production team understands how to provide you with better process performance, improved productivity, and maximum plant availability. Our service team strives to provide reliable equipment performance, effective preventive maintenance, and improved safety.

### PARTS

We know your business demands more than just a quality product. That's why you can count on Masaba. Backed by large inventories of parts maintained in our warehouse and at various dealer locations, we work hard to ensure minimal downtime when you need to replace a part. Contact the Masaba parts department for wears, spares, and replacement parts for your Masaba equipment.

- » Bearings
- » Belt Scrapers
- » Bushings
- » Conveyor Belts
- » Electrical Components (Switch Gear)
- » Electric Motors
- » Guards (Manufactured by Masaba to specifications)
- » Hydraulic Cylinders
- » Hydraulic Power Units
- » Hydraulic Pumps
- » Idlers
- » Masaba "Brute" Jacks
- » Pulleys
- » Reducers
- » Shafts
- » V-Belts



**5 Year** Complete Structural  
**2 Year** Complete Equipment  
**WARRANTY**

### CONTACT US

Masaba, Inc.  
1617 317th Street | PO Box 345  
Vermillion, SD 57069

**Inside Sales**  
877.627.2220  
605.624.9555  
sales@masabainc.com

**Parts**  
605.658.8948  
parts@masabainc.com

**Service & Support**  
605.670.9496  
customercare@masabainc.com

# MASABA®

1617 317TH STREET  
PO BOX 345  
VERMILLION, SD 57069

MOVING YOUR BUSINESS

# FORWARD



## Masaba, Inc.

1617 317th Street | PO Box 345  
Vermillion, SD 57069  
Toll Free: 877-627-2220  
Direct: 605-624-9555  
Fax: 605-624-9555

## Masaba Canada

827501 Grey Rd. 40  
Blue Mountains, Ontario N0H 1J0  
Phone: 519-599-3100  
Fax: 519-599-0999



[www.facebook.com/masabainc](http://www.facebook.com/masabainc)



[www.youtube.com/masaba-inc](http://www.youtube.com/masaba-inc)



[www.linkedin.com/company/masaba-inc](http://www.linkedin.com/company/masaba-inc)



[www.instagram.com/masabainc](http://www.instagram.com/masabainc)