



High Profile



Low Profile

MAGNUM STANDARD CONFIGURATIONS - LOW PROFILE W/FOLDING AXLE							
Conveyor Length	100'	110'	130'	140'	150'		
Belt Width (Inches)	36	36	36	36	30	36	42
Capacity (TPH)	800	800	1000	1000	500	1000	1500
Operational Dimensions							
Max Discharge Height	33' 6"	40' 6"	41' 8"	43'	46' 3"	46' 3"	46' 3"
Pile Volume in Tons (@100 PCF)							
90°	12,900	18,400	28,800	37,200	46,600	46,600	46,600
180°	23,100	32,900	51,600	66,500	83,400	83,400	83,400
270°	33,400	47,500	74,400	95,900	120,100	120,100	120,100

LPFA = Low Profile Fold Axle LPSA = Low Profile Swing Axle HPSA = High Profile Swing Axle

Tracked Tugger option available upon request. Pit portable configurations available.

MAGNUM STANDARD CONFIGURATIONS - HIGH PROFILE W/SWING AXLE													
Conveyor Length	130'			150'				170'			190'		
Belt Width (Inches)	36	42	48	30	36	42	48	36	42	48	36	42	48
Capacity (TPH)	1000	1500	2000	800	1000	1500	2000	1000	1500	2000	1000	1500	2000
Operational Dimensions													
Max Extended Discharge Height	47' 8"	47' 6"	49'	52' 4"	52' 4"	51' 4"	51' 6"	60' 7"	57' 9"	58' 3"	63' 11"	66' 5"	66' 5"
Pile Volume in Tons (@100 PCF)													
90°	36,600	36,600	36,700	52,100	52,100	52,100	53,100	73,100	73,100	71,800	104,000	104,000	104,000
180°	65,100	65,100	65,100	92,700	92,600	92,600	94,500	129,800	129,800	127,300	184,800	184,800	184,800
270°	93,500	93,500	93,600	133,200	133,200	133,200	135,900	186,400	186,400	182,700	265,500	265,500	265,500

Custom Magnums Available. Larger belt widths available upon request. Contact us for details.

NOTE: Dimensions will vary based on axle configurations, options, etc. All dimensions are subject to change. For dimensions and drawings of specific models, please contact Masaba at 1-877-627-2220.

MAGNUM

TELESCOPING CONVEYOR



MASABA



MAGNUM

TELESCOPING CONVEYOR

Magnum Telescoping Radial Stacker

THE MOST RUGGED TELESCOPING CONVEYOR IN THE WORLD

Masaba's Magnum Telescoping Conveyor is the safest, most rugged telescoping conveyor on the market. Our patented design provides constant engagement and smoother operation of the stinger, improving long term durability and minimizing required maintenance.

Ranging from 100 feet to 195 feet, we have a Magnum to suit your needs. Custom solutions are our strong suit. If one of our standard Magnums does not suit your need, we will custom engineer one for you.

WORLD-CLASS AUTOMATION

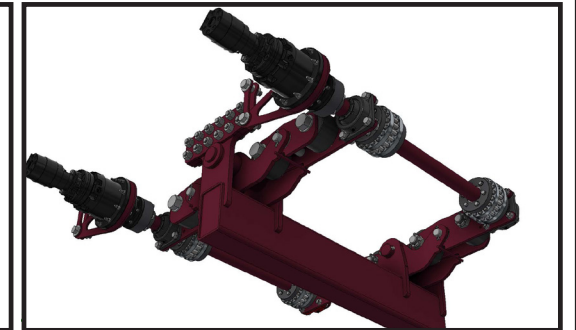
Masaba's Programmable Logic Control (PLC) with large color touchscreen HMI provides easy interaction and high visibility. The PLC, in conjunction with variable speed wheel drives, creates the highest quality desegregated piles. Three encoders work with the PLC to accurately locate X, Y, and Z locations of the head pulley. Four customizable programs enable users to choose their stockpile preference.



MASABA'S PATENTED TRACK DRIVES



- Masaba's patented designs provide constant engagement and smoother operation of the stinger, improving long term durability and minimizing required maintenance.
- No cable maintenance issues associated with winch systems - eliminates danger of cable breakage and uncontrolled rollback.
- Masaba's load roller supports assure equal load distribution on all support rollers, minimizing fatigue stress on critical components.




SINGLE DRIVE	DUAL DRIVE
Single Gearbox with Mechanical Brake	Dual Gearbox with Dual Mechanical Brakes
QD Bushed Pin Hubs w/ Hardened Pins	QD Bushed Pin Hubs w/ Hardened Pins
Keyed & Press Fit Gearbox Connection	Keyed & Press Fit Gearbox Connection
Four Maintenance Free Support Rollers	Eight Maintenance Free Support Rollers

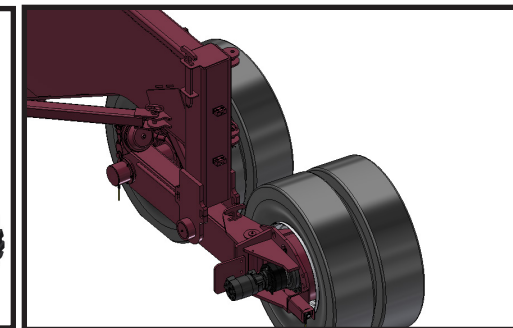


AXLE/DRIVE UNDERCARRIAGE OPTIONS

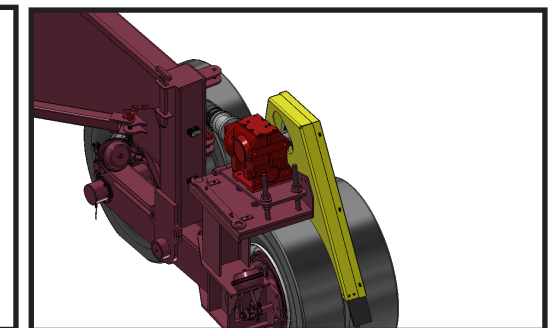
Masaba offers multiple axle drive system configurations to suit your needs in the field.



Folding Axle



Swing Axle with Hydra Shift



Swing Axle with Chain & Sprocket Drive

Masaba's Folding Axle (FA) allows for easy transition between operation and transport positions. Both axles can be hydraulically raised or lowered independently or at the same time, simplifying the leveling process. FA axles are available in both 2 and 4-wheel drive models.

The Hydra Shift option simplifies the setup process and reduces maintenance time by removing the chain and sprockets. Hydra Shift allows the operator to engage and disengage the drive simply by flipping a lever on the hub.

The Swing Axle (SA) system provides the widest and most stable radial footprint in the industry. A Variable Speed wheel drive allows for even distribution of material in-pile for fully desegregated stockpiles. An optional 4-wheel drive system ensures positive traction in the field.

